



COR 70 HIDDEN SASH SYSTEM



COR 70 HIDDEN SASH

SYSTEM

Sightlines

Frame 70 mm, Sash 70 mm

Polyamide Strip Length

35 mm

Profile Thickness

Window 1.9 mm

Glazing

Max. 40 mm, Min. 26 mm

Maximum Sash Dimensions

Standard Solution:

Width (L) 1300 mm, Height (H) 2400 mm

HD Hardware (Side Hung):

Width (L) 1200 mm, Height (H) 3500 mm

Maximum Sash Weight

160 Kg

Consult maximum weight and dimensions according to typologies



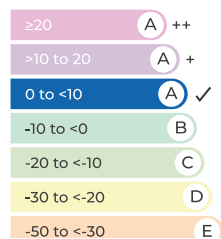


It could be a painting, but is a window. This is how we can describe the COR 70 Hidden Sash which, like the 80 mm version, has a sightline of only 66 mm and allows the incorporation of the ARCH INVISIBLE handle, concealed hinges and the drainage solution. Any element that breaks the visual harmony of the ensemble is discarded.

- High thermal & acoustic performance
- Slim sightlines
- Hidden handle and concealed hinges available
- High security

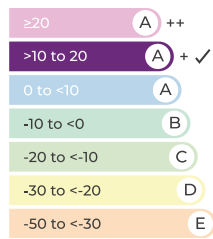


BFRC Rating
kWh/(m²yr)

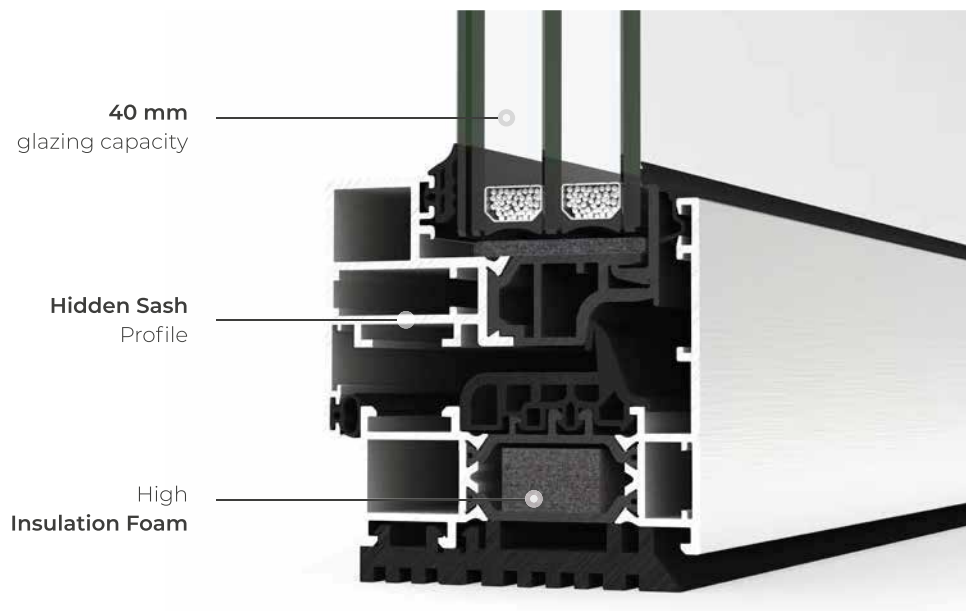


Double glazing

BFRC Rating
kWh/(m²yr)



Triple glazing





FEATURES


U value		Double glazing Uw from 1.2 (W/m ² K)	Triple glazing Uw ≥ 0.8 (W/m ² K)
Acoustic insulation		Rw up to 46 dB	
Air permeability		Class 4	
Water tightness		Class E1650	
Wind resistance		Class C5	
Security test		Passed	

Double glazing Ug=1.0 / Triple glazing Ug=0.5

Reference test 1.23 x 1.48 m / 1 sash

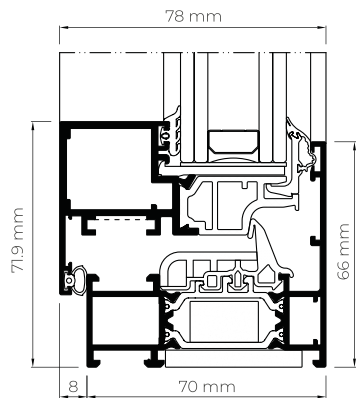
Security test: Reference test 1.100 x 2.400 m / 1 sash

CSTB Laboratory DTA Certification

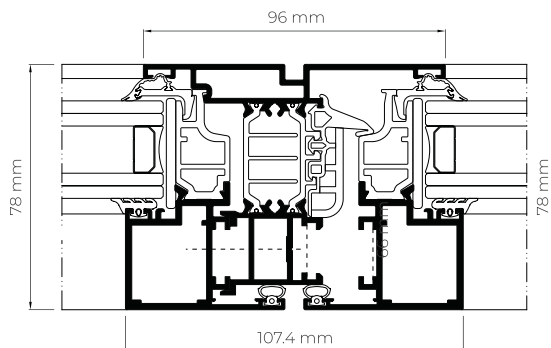


ARCH INVISIBLE HANDLE

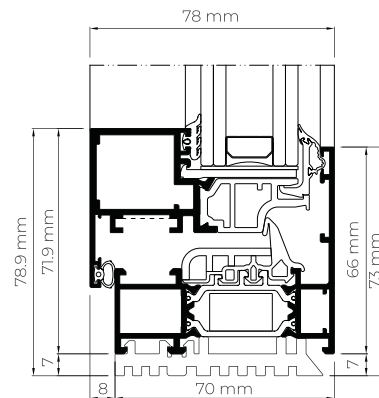
CROSS SECTION



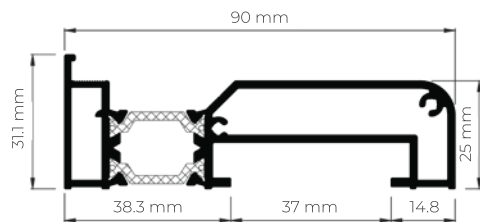
FLOATING MULLION



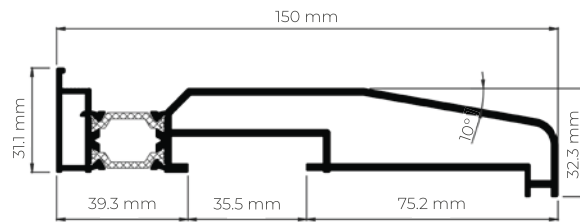
HIDDEN DRAINAGE



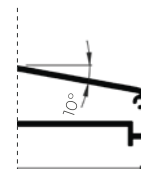
DRAINAGE SUBCILLS



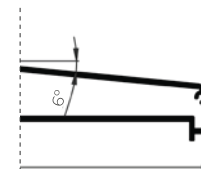
90 mm



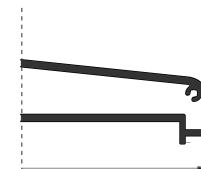
150 mm



180 mm

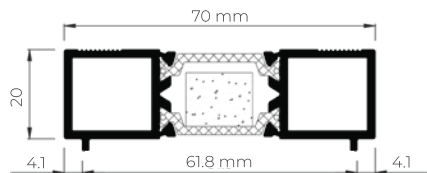


230 mm

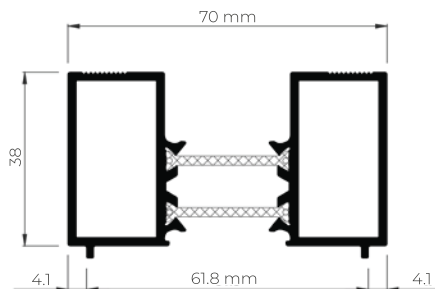


300 mm

HEAD EXTENSION



Head Extension 20 mm



Head Extension 38 mm

POSSIBILITIES



SECURITY
HARDWARE



CONCEALED
HINGES



CONCEALED
HANDLE



CONCEALED
DRAINAGE

OPENING POSSIBILITIES



Inward Opening

Side hung

Tilt & turn

Tilt only

